



**TRUCK REAR SUSPENSION APPLICATION APPROVAL REQUEST:
AIR LINK® REDLINE SUSPENSION**

LINK CANADA

601 18th Ave.
Nisku, Alberta, T9E 7T7
Phone: 888-472-9326
Fax: 780-955-2386
Email: info@linkmfg.com

FOR OFFICE USE ONLY

APPLICATION NO:

**PLEASE COMPLETE THE FOLLOWING APPLICATION WITH ALL THE NECESSARY INFORMATION.
SUBMIT A BUILD SHEET OF THE PROPOSED CHASSIS INTENDED FOR THE TANDEM DRIVE SUSPENSION.
YOU WILL NEED TO TAKE ACTUAL MEASUREMENTS OF THE VEHICLE SPECIFIED IN THIS APPLICATION.**

CUSTOMER INFORMATION	
COMPANY NAME:	
DATE:	
CONTACT PERSON:	
MAILING ADDRESS	STREET:
	CITY, STATE, ZIP:
PHONE:	FAX:
CONTACT E-MAIL:	
VEHICLE INFORMATION	
SELECT ONE: <input type="checkbox"/> Vehicle Manufacturer (OEM) Request <input type="checkbox"/> Aftermarket Suspension Conversion Request	
VIN:	
MAKE:	MODEL:
YEAR:	GVW REQUIRED:
TARE VW:	NUMBER OF UNITS:
CENTER OF GRAVITY: (APPROXIMATE)	MAX REAR SUSP LOAD:
CURRENT REAR SUSP TYPE:	
CURRENT REAR SUSP CAPACITY:	
CHASSIS TYPE: <input type="checkbox"/> Custom Chassis <input type="checkbox"/> Commercial Chassis	
VEHICLE TYPE: <input type="checkbox"/> Aerial <input type="checkbox"/> Pumper <input type="checkbox"/> Rescue <input type="checkbox"/> Tanker <input type="checkbox"/> Other _____	
NUMBER OF CALLS A WEEK:	
DESCRIPTION OF OPERATION:	

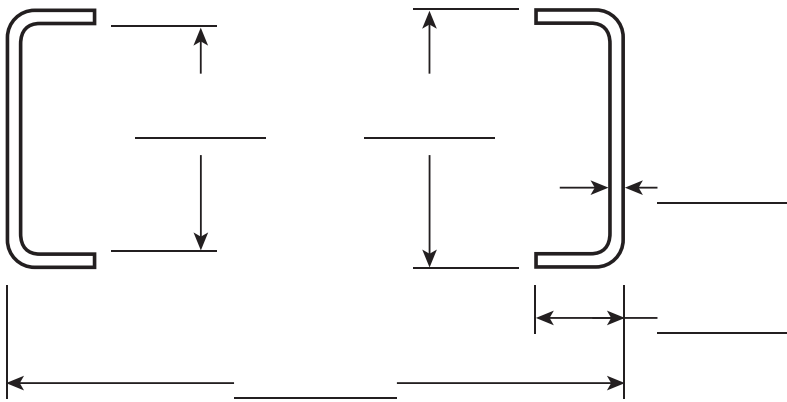
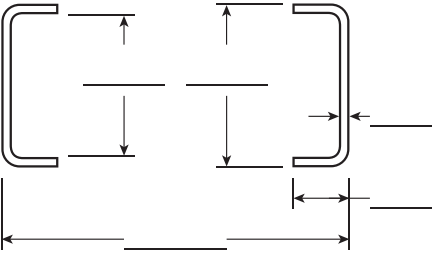
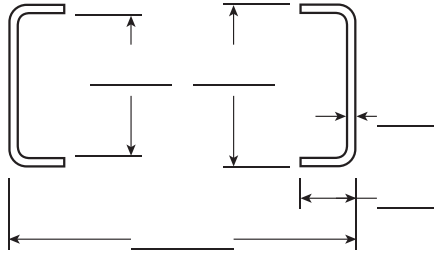
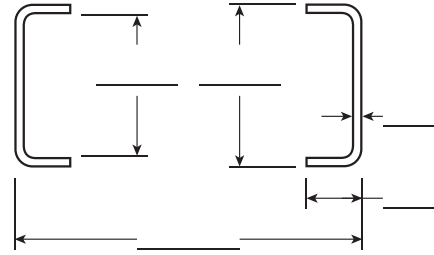
*THE SUSPENSION WILL BE BOLT ON COMPONENTS.
OUR STANDARD SUSPENSION KIT DOES NOT INCLUDE TRANSVERSE AND LONGITUDINAL TORQUE RODS AND BRACKETS.
SUSPENSION TRAVEL LIMIT WILL BE REQUIRED IF THE VEHICLE CHASSIS IS BEING LIFTED OFF OF THE GROUND.
TRAVEL LIMIT IS ACHIEVED BY THE USE OF RESTRAINT STRAPS BETWEEN THE TRAILING ARM AND FRAME RAIL.*



**TRUCK REAR SUSPENSION APPLICATION APPROVAL REQUEST:
AIR LINK® REDLINE SUSPENSION**

LINK CANADA
601 18th Ave.
Nisku, Alberta, T9E 7T7
Phone: 888-472-9326
Fax: 780-955-2386
Email: info@linkmfg.com

PLEASE PROVIDE THE REQUIRED FRAME RAIL DIMENSIONS. THE MOST COMMON FRAME WIDTHS ARE BETWEEN 33" TO 36" MEASURE THE SECTION OF FRAME RAIL WHERE THE REAR SUSPENSION HAS OR WILL MOUNT. IF THERE ARE FRAME INSERTS OR OUTSETS PRESENT, PLEASE MEASURE THE OUTERMOST WIDTH.

FRAME RAIL DIMENSIONS		
FORMED C-CHANNEL		
 <p style="text-align: center;">FRAME WIDTH O/S TO O/S _____ NUMBER OF RAILS _____</p>		
FORMED C-CHANNEL		
OUTSET	MAIN	INSERT
 <p style="text-align: center;">FRAME WIDTH O/S TO O/S _____ NUMBER OF RAILS _____</p>	 <p style="text-align: center;">FRAME WIDTH O/S TO O/S _____ NUMBER OF RAILS _____</p>	 <p style="text-align: center;">FRAME WIDTH O/S TO O/S _____ NUMBER OF RAILS _____</p>
<p>IF THE FRAME RAIL CROSS SECTION DOES NOT MATCH ANY OF THE OPTIONS ABOVE, PLEASE PROVIDE DRAWINGS AND DIMENSIONS WITH APPLICATION FORM.</p>		



**TRUCK REAR SUSPENSION APPLICATION APPROVAL REQUEST:
AIR LINK® REDLINE SUSPENSION**

LINK CANADA

601 18th Ave.
Nisku, Alberta, T9E 7T7

Phone: 888-472-9326
Fax: 780-955-2386
Email: info@linkmfg.com

**YOU WILL HAVE TO ACCESS THE UNDERSIDE OF THE VEHICLE TO MEASURE.
DETERMINE THE PROPER STYLE ON YOUR AXLE. FILL IN ALL OF THE DIMENSIONS.**

AXLE INFORMATION	
MAKE:	MODEL:
RATIO:	
AXLE CONNECTION	
BAR PIN STYLE	THRU-PIN STYLE
TIRE INFORMATION	
FRONT AXLE GROUP	REAR AXLE GROUP
MAKE:	MAKE:
MODEL:	MODEL:
SIZE:	SIZE:
SLR:	SLR:

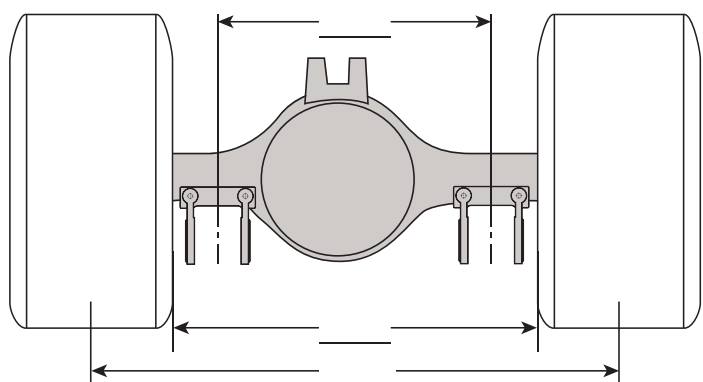
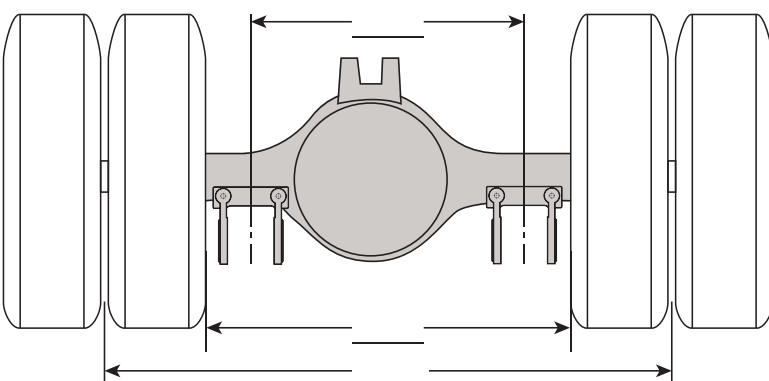
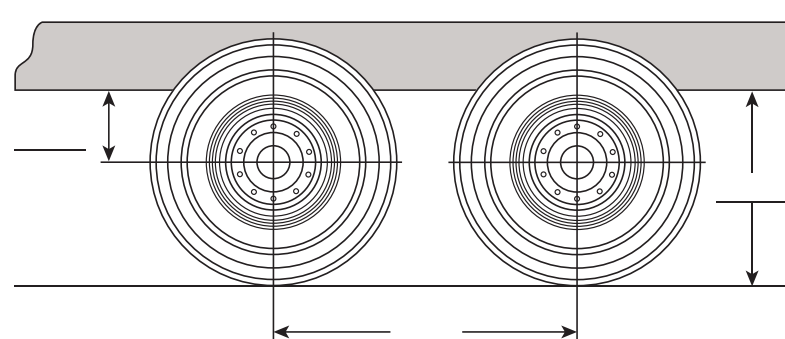


**TRUCK REAR SUSPENSION APPLICATION APPROVAL REQUEST:
AIR LINK® REDLINE SUSPENSION**

LINK CANADA

601 18th Ave.
Nisku, Alberta, T9E 7T7

Phone: 888-472-9326
Fax: 780-955-2386
Email: info@linkmfg.com

AXLE GROUP INFORMATION	
AXLE WITH SINGLE WHEELS	
	AXLE CONNECTOR / WALKING BEAM CENTER TO CENTER LINE:
	INSIDE WIDTH BETWEEN TIRES:
	TRACK WIDTH:
AXLE WITH DUAL WHEEL ENDS	
	AXLE CONNECTOR / WALKING BEAM CENTER TO CENTER LINE:
	INSIDE WIDTH BETWEEN TIRES:
	TRACK WIDTH:
TANDEM AXLE GROUP INFORMATION	
	GROUND TO BOTTOM OF FRAME HEIGHT:
	RIDE HEIGHT:
	AXLE SPREAD:



**TRUCK REAR SUSPENSION APPLICATION APPROVAL REQUEST:
AIR LINK® REDLINE SUSPENSION**

LINK CANADA

601 18th Ave.
Nisku, Alberta, T9E 7T7
Phone: 888-472-9326
Fax: 780-955-2386
Email: info@linkmfg.com

ADDITIONS / OPTIONS

IN ORDER TO EFFECTIVELY MEET A WIDE RANGE OF CUSTOMERS, THE KITS ARE TAILORED TO EACH PROJECT. THE STANDARD KIT INCLUDES THE SUSPENSION COMPONENTS, FRAME MOUNTING PARTS, AND AXLE CONNECTORS. ADDITIONAL AND OPTIONAL ITEMS ARE AVAILABLE AND WILL BE INCLUDED IN THE QUOTE SENT. NOT ALL OPTIONS ARE AVAILABLE WITH EVERY SUSPENSION.

SUSPENSION TRAVEL LIMITS:

- TRAILING ARM RESTRAINT DEVICE (REQUIRED FOR CHASSIS LIFTED OFF THE SUSPENSION)
- TRAILING ARM EXTERNAL STOP (FOR 'PICK AND CARRY' SUSPENSION)
- SHOCK TRAVEL LIMIT LOOPS

ARE WALKING BEAMS REQUIRED WITH THIS SUSPENSION? Yes No

DO YOU REQUIRE A RESTRAINT STRAP KIT FOR THIS SUSPENSION? Yes No

DO YOU REQUIRE UPPER CONTROL RODS AND BRACKETS? Yes No

DUMP VALVE:

- PNEUMATIC ACTUATION
- ELECTRIC ACTUATION
- NONE (NOT NECESSARY)

SPECIAL REQUESTS NOT COVERED ABOVE

OFFICE USE ONLY

SUSPENSION RECOMMENDED:

BILL OF MATERIAL NUMBER:

CUSTOMER NUMBER:

COMMENTS: